



# Borzoi Club of America

# The Aristocrat

## Executive Officers

President: Barbara O'Neill, P.O. Box 80644, Seattle, WA 98108, (206) 439-7543, [sheyash@earthlink.net](mailto:sheyash@earthlink.net)

Vice President: Kathleen Kapaun, PO Box 535, Duvall, WA 98019, [qamyo@copper.net](mailto:qamyo@copper.net)

Recording Secretary: Lydia Pruett, 4537 Polk St NE, Columbia Heights, MN 55421 763-572-1456, [lydia@hvalahounds.com](mailto:lydia@hvalahounds.com)

Corresponding Secretary: Karen Mays, 3336 Bagley Passage, Duluth, GA 30097, (678) 957-9544, [asa@zencor.com](mailto:asa@zencor.com)

Treasurer: Shen Smith, P.O. Box 175, Elk Rapids, MI 49629-0175, [sbs@bokhara.com](mailto:sbs@bokhara.com)

AKC Delegate: Karen Staudt-Cartabona, Lotus Terrace, Box 150, Swartswood, NJ 07877, (973) 383-5858, [majenkir@sprynet.com](mailto:majenkir@sprynet.com)

## Regional Governors

Region 1: Priscilla Peters-Campbell, P.O. Box 80499, Springfield, MA 01138-0499, [peterscampbell@the-spa.com](mailto:peterscampbell@the-spa.com)

Region 2: James Gibson, 1704 Sterling Trail SW, Marietta, GA 30008-4428, [jfgibson@bellsouth.net](mailto:jfgibson@bellsouth.net)

Region 3: R. Lynn Shell-Whitlock, 2613 County Road 330, McKinney, TX 75069, [gryffyn@borzoi.cc](mailto:gryffyn@borzoi.cc)

Region 4: Laurie Kasowski, 5908 Shoshone, Encino, CA 91316-1231, [lkasowski@socal.rr.com](mailto:lkasowski@socal.rr.com)

Region 5: Irina Terra, 531 N. Sunset Dr., Camano Island, WA 98282, [zabava@msn.com](mailto:zabava@msn.com)

Region 6: Cynthia Gredys, 10912 S 156th St, Louisville, NE 68037-3302, [jubilee@futuretk.com](mailto:jubilee@futuretk.com)

## Committee Chairpersons

Annual Awards	Nancy Reimer, Chairman
Annual Versatility Award & Versatility Hall Of Fame	Karen Ackerman, Chairman
Aristocrat	Maureen Bardwell, Chairman
Bcoa Shop	Carol Enz, Chairman
Bcoa Web Site	Jennifer Beach-buda, Web Mistress
Club Archives & Historian	Dick Blodgett, Jr., Chairman
Club Inventory & Medals	Christine Bradley, Chairman
Conformation Championship Medals	Christine Danker
Constitution & By-laws	Kathleen Kapaun, Chairman, Lita Bond & Nancy Thurston
Futurity Event	Kathleen Kapaun, Chairman
Futurity	Barbara O'Neill
Gazette Columnist	Jennifer Beach-buda (Term Expires 2006)
Health Committee	Virginia Jones, Chairman
Judges Education Committee	Shen Smith & Patti Neale, Chairmen
"Keeping In Touch"	Edna Ogata & Phyllis Brettell
Membership Committee	Edna Ogata, Chairman
National Specialty Chairman	Barbara O'Neill, Chairman
Rescue Committee	Lorrie Scott, Chairman
Specialty Guidelines	Barbara O'Neill, Chairman
Standardized Trophies	Barbara O'Neill, Chairman
Statistical Committees	
• Agility	Gale Snoddy
• Conformation	Christopher & Patti Neale
• Junior Showmanship	Barbara Lord, Chairman
• Lgra	Carol Enz, Chairman
• Lure Coursing	R. Lynn Shell, Chairman
• Notra	Victor Whitlock
• Obedience	Bonnie Nichols, Chairman
• Open Field	Karen Ackerman, Chairman
• Register Of Merit (ROM)	Barbara Ewing
TSE Chairman	Jim Gibson, Chairman
2005 Official BCOA Tabulator	Ms. Patricia Swanson, Attorney at Law
2005 National Specialty	R. Lynn Shell-Whitlock & Joe Rogers, Specialty/Facility Coordinators
	Karen Mays, Chairman, Dr. Gary Nash & Nadine Johnson
2006 Nominating Committee	Janis Leikam, Specialty/Facility Coordinator
	Rebecca Peters-Campbell & Colleen Thiboutot, Specialty/Facility Coordinators
2006 National Specialty	
2007 National Specialty	



The Aristocra

# BCOA 2005 Rally Obedience Statistics

**Jan 1 to Sep 30, 2005, AKC AWARDS  
as submitted by Gale Snoddy**

<b>Novice</b>	<b>Avg. Score</b>	<b># of Trials</b>
Nickolai Ryndar Aziza Riju, CD, JC, NJP – R&J Mintchell	99.5	2
Laureate Adr'n Mystique's Tribute, RN - A&R Finkelstein	98.3	3
Kirov Multipheine of Highpoint, CD, RN, NA, NAJ – A. Ford	97.3	3
CH Lhaghana Darnilo of Zarina, CD – S. Rodamor	97.0	1
CH Karlyn Stardust Melody, C. Stuart, L. Deprizio	95.8	3
Téine Lyrical Magic of Riju, UD, RN, JC, OA, OAJ – R&J Mintchell	96.3	3
CH Vera's Lil' Bit O' Faith, CD, RA – L&J Brauner	94.7	3
Windor Basic Blk Windsatin, CD, RN - G. Snoddy	94.3	3
CH Egypt's Lotus of the Wild Hunt, JC – J. Berardi-Malloy, A. Duncan	94.0	1
Vera's Magichappensatsterling, CD, RA – J&L Brauner, G. Schmid, L. Cole	93.3	3
<b>Advancer</b>		
Téine Lyrical magic of Riju, UD, RN, JC, OA, OAJ – R&J Mintchell	97.0	1
DC Maschas Call of the Wild, JC, RN – W&A Ford/R. Jamison	90.0	1
CH Karlyn Stardust Melody, RN – C. Stuart/L. Deprizio	88.5	2
CH Vera's Lil' Bit O' Faith, CD, RA – L&J Brauner	84.0	3
Vera's Magichappensatsterling, CD, RA – J&L Brauner, G. Schmid, L. Cole	84.0	3
CH Vera's Lo And Behold, CD, RN – J&L Brauner	78.0	2
CH Maschas Matrix of the Wild Hunt, JC, RA- G. Duncan, R. Jamison	77.7	3
CH Fifth Element of the Wild Hunt, JC, NAJ, RN – G. Duncan	75.5	2
Vera's My Sterling Treasure, CD, RA – J&L Brauner & L. Cole	76.7	3
CH Karlyn Mazquerade, RN – L. Deprizio	72.0	1
<b>Excellent</b>		
Vera's Magichappensatsterling, CD, RE – J&L Brauner, G. Schmid, L. Cole	7.7	3

## BCOA Agility Stats 2005

**January 1 - Sep 30, 2005  
as recorded in the AKC AWARDS  
Submitted by Gale D. Snoddy**

**(Reflects only those dogs owned by BCOA members.)**

	<b>Avg. Score</b>	<b># of Qual.</b>
<b>Novice Standard</b>		
Fantasias Heart And Soul, NA, NAJ – T&S Moore & J. Dennis	96.0	2
Morozova's Moonstruck, CD – K&G Novotny	91.0	1
CH. Fifth Element of the Wild Hunt, JC, NA, NAJ – G.A. Duncan	90.0	1
Kirov Dance To Music At HP – A&W Ford	90.0	1
<b>Novice Jumpers</b>		
Fantasias Heart And Soul, NA, NAJ – T&S Moore & J. Dennis	95.0	1
<b>Novice Preferred Standard</b>		
CH Azuma Brave New World, JC, OA, OAJ – S. Johnson/D. Gordon	97.5	2
<b>Novice Preferred Jumpers</b>		
CH Azuma Brave New World, JC, OA, OAJ – S. Johnson/D. Gordon	100.0	3
<b>Open Jumpers</b>		
Fantasias Heart And Soul, NA, NAJ – T&S Moore & J. Dennis	96.0	1
Kirov Multipheine Of Highpoint, CD, NA, NAJ – A. Ford	86.0	1
<b>Excellent Preferred Standard</b>		
CH Sky Run Catera, CDX, AX, AXJ, AXP, OJP – C&P Danker/B. Skinner	100.0	3

# BCOA Health Committee Update

Submitted by Ginger Jones

The Aristocrat



**A**s I look back over the events of calendar year 2005, I'm truly amazed at how much was accomplished in a single year with the help of our members who gave so generously of their time and/or their money. It is through your support and your interest in the health and longevity of the borzoi breed that we are able to accomplish so much in such a short period of time. I would like to extend my sincere appreciation and recognize publicly the following members who have donated funds to support the BCOA clinics, seminars and health research projects throughout this past year:

James & Dianne Tilley	Phyllis Potter	Marina Pearce
Kristine & Kenneth Woddail	Bonnie Dalzell	Cynthia Gredys
Janine & Perry Gabel	Colleen Henling	Janice McGivney-Keiser
Arnold & Nancy Cecchini	Virginia Jones	Caryl Dumaine
Marie White	Kristine Taylor	Carolyn Meyer
Lielana Hughes	Karen Mays	Deborah Lafky
Prudence Hlatky	Steve & KC Artley	Laura Van Diest
Paul & Christine Danker	Marianne Endicott	Michael & Vicki Savage
Robert Dwyer & Lorene	Gale Snoddy	Paul & Diane Spohn
Connolly	Margaret Picone	Colleen Thiboutot
Barb & Doc Lord	Laurie & Tom Kasowski	Barbara Ewing
Tina Picket	Maggie Rice	Pete & Jane Schreiber
Angela San Paolo	Elizabeth Burns	Karen Craft Denning
Julie Temperly	Tony & Tammy Forbes	Erich Hantsch
Laura & Randy Van Diest	Ann Filetti	Leslie & Tom Carroll
Donald & Karen Kostishack	Joe Rogers	Bonnie Lapham
Joyce Law	Bonnie Nichols	Dr. Gary Nash & Mickey
Mary McDonald	Tim & Shari Moore	Anne & Walter Ford

*Thank You* for your contributions and your concern for borzoi health!!

## LATEST HEALTH RESEARCH INFORMATION:

- ⊙ Over \$189,000 was raised through Parent Club efforts and the wildly successful Purina Parent Club Partnership Program. Since the BCOA is a participating breed club, our CHF donor advised fund will receive proceeds directly from this program. If you currently feed Purina kibble products and would like to participate, all you need to do is become a Pro Club member and designate "BCOA" as your specified breed club for matching points. For more information see: [www.purinaproclub.com](http://www.purinaproclub.com)
- ⊙ Late in December, I received information from the CHF on two new research grants requesting our financial support. The first is a one year project and asking for \$1000 donation. The other is a two year project asking for \$1700 payable over two years (\$850 each year). Both are cancer research studies, the first is to identify the gene marker profiles for malignant melanoma, the other is to develop a new technique (miRNA microarray) to diagnose lymphoma and provide potential targets for future investigation and therapies. Both studies hold great potential for all breeds of dogs including our borzoi and should be accomplished in a very short time period.
- ⊙ The grant requests mentioned in the above bullet point come immediately on the heels of the most exciting announcement from the CHF in early November that the

canine genome sequence was completed and results published in Nature. Now, the canine sequence takes its place alongside the human and mouse genome as one of five premier tools that researchers worldwide will have at their fingertips – leading to the promise of quicker results, faster tests, and definitive therapies in the fight against canine and human disease.

- ⊙ There has been significant progress made in the determination of heritable risk factors for canine lymphoma. Researchers announced that prevalence of B-cell and T-cell lymphomas among certain dog breeds indicates heritable risk.
- ⊙ A mutation causing ceroid lipofuscinosis in the English Setters was discovered.
- ⊙ The AKC Canine Health Foundation is pleased to announce that the genetics team at the Animal Health Trust (Newmarket, UK) recently identified the genetic mutation that causes Hereditary Cataracts in

the Staffordshire bull terrier. In addition to Staffordshire Bull Terriers and Boston Terriers it is possible the mutation causes Hereditary Cataracts in other breeds as well. Researchers would therefore be very grateful to receive DNA samples from dogs of any breed that have been diagnosed as affected with HC or from any dog that is known to be a carrier of HC (i.e. a dog that has produced known Hereditary Cataracts case(s). Any breeds that share the same mutation will be able to benefit from the Animal Health Trust's new HC test.

⊙ A Reliable Genetic Test is now Available for Centronuclear Myopathy found in Labrador Retrievers. (Frequently referred to as Muscular Myopathy)

Researchers require DNA samples in the form of cheek swabs or 5ml EDTA blood samples. For further information please contact Dr Cathryn Mellersh ([cathryn.mellersh@ahf.org.uk](mailto:cathryn.mellersh@ahf.org.uk); +44 (0)8700 50 24 60; Animal Health Trust, Lanwades Park, Newmarket, Suffolk, CB8 7UU, UK).

As you can see from this bullet point list, 2005 was a tremendous year for forward movement on the research front with the final year end whirlwind being the completion of the canine genome project. With the project now complete, research developments in the 2006 calendar year should be extremely promising and exciting to say the LEAST!

## REWARD AND RECOGNITION:

Since 2006 will be the inaugural year for the Nationals BCOA Health Awards, I'm truly looking forward to being able to honor the Futurity winner, Best of Breed and Best of Opposite Sex winners with cash awards if, besides being exemplary borzoi specimens, they have met the health criteria for the award. The health committee is offering a \$100 cash award to the Best in Futurity Puppy if both the sire and dam have a current CHIC number and a \$50 cash prize to both the Best of Breed and Best of Opposite sex awards if the winning dog has a current CHIC number. CHIC Numbers Issued Or Updated 10/1/05 - 12/31/05:

Animal	New / Update	CHIC #	Reg #	Owner
Kirov Monoceros	Update	13233	HM78230706	Barbara E. Ewing
Vitrina High Chaparral	New	26040	HM97801004	Valori Vig Trantanello
Tahoe Windrift Heirloom	New	26041	HP02988501	Jon & Nancy Reimer
Windrift Hungry Eyes	New	26042	HP07887503	Jon & Nancy Reimer
Nonsuch Morning Glory	New	26159	HM86538307	Veni Harlan

In addition to this, the OFA is offering all parent clubs to participate in another exciting reward and recognition program. Here are the program details:



NOFCA Top Ten for 2005

- 1. Windor Live Hard Play Ruff, JC. Irene, M. Kurt/D. White/M. Child..... 112
2. Téine Katz Night Moves, Rover, A. Midgarden..... 107.5
3. Valeska Unbridled Sea, CC, CM, Brighty, L. Turner/Y. McGehee..... 85
4. DC Téine Phoenixx Fiery Fantasia, FCH, Foxxi, A. Midgarden ..... 75
5. Barron's Admiral Perry, JC. GRC, Buddy, S. Barron ..... 51.25
6. S.R. Stillwater Runs Deep, Mona, M. Kurt ..... 41.25
7. Barron's Molly Pitcher JC GRC, Corrigan, S. Barron /A. Labedie ..... 40
8. Barron's Stonewall Jackson, SC, GRC, FCH, Spot, M. Zobel/S. Barron..... 30
8. Ranchito's Sid of Star Canyon SC FCH, Sidney, S. Barron/S. Weinstein ..... 30
10. Lithium's White Raichu of Ryhka, Raichu, D. Darling..... 20

With regard to the top ten for open field coursing, these ratings only reflect those BCOA members participating in NOFCA hunts. Results are based on NOFCA website covering hunts held from January 1, 2005 through December 4, 2005 inclusive. Submit any corrections to Karen M. Ackerman, PO Box 507, Upton, Wyoming 82730.

Open Field Coursing NACA

Bookstor My Majenkir Vignette, NACC, NACM, Irina, W. and K. Ackerman
Borscana Wind of Change, Vilda, W. and K. Ackerman
Polongain Igryska, Nona, W. and K. Ackerman
Rainmaker's Henry Hornet, Trooper, W. and K. Ackerman
Barron's Admiral Perry, JC. GRC. Buddy, S. Barron
Barron's Stonewall Jackson, SC, GRC, FCh, Spot, M. Zobel/S.Barron
Ch. Téine Fire & Brimstone, JC, Damien, T. Burks
Kirov Evry Little Thing She Does, Izzy, B. Ewing
Kirov Dance to the Music at Highpoint, Tripp, W. and A. Ford

Romashka's Aramis FCh, Aramis, G. T. Golcher/K.C. Thompson
Kirov Desperado at Aria, Jessie, R. Linch
Valeska Unbridled Sea, CC, CM, Brighty, L. Turner/Y. McGehee
Valeska We All Shine On, Vikhra, R. and Y. McGehee
Valeska Ring of Fire, Tildie, R. and Y. McGehee
Valeska U Can Leave Your Hat On, Ouslada, R. and Y. McGehee
Valeska Haunting Beauty, Krlatka, R. and Y. McGehee
FC Rassim's Domroeschen at Téine, NACM, NACC, Daru, A. Midgarden

Téine Unstable Force, Matrix, A. Midgarden
DC Avalon Kilimanjaro Del Sol SC, LCM, SGRC, Keelo, S. Moore
Inverness Keen, Keen, D and M Poole
Follyqtrs' Svetlana Zoyanova, Svetlana, M. Rice
Follyqtrs' Svistok Mydrey, Svistok, M. Rice
Folly Quarters' Dobro Romul, Romulus, M. Rice
Astara Zlatko of Follyqtrs' Zlatko, aka Bob, M. Rice
Ch. Phoenixx Earth Angel FCh, Angel, P. and J. Schreiber
Phoenixx Song of Solomon, JC, Solomon, S. and J. Woith

These points were earned at hunts held between January 1, 2005 and December 31, 2005. These results were submitted to me by Tim Sanders, NACA Recorder. Please submit any corrections to Karen M. Ackerman, PO Box 507, Upton, Wyoming 82730. These points are indicative of BCOA member-owned Borzoi only. They are not reflective of non-BCOA-member borzoi competing in open field coursing.

New Title Holders:

NACA COURSER OF MERIT: FC Rassim's Domroeschen at Téine, NACM, Daru, A. Midgarden, TD: 11-12-05
NACA COURSING CHAMPION: FC Rassim's Domroeschen at Téine, NACM, NACC, Daru, A. Midgarden TD: 11-13-05

HEALTH COMMITTEE CONTINUED

CHAMPIONS FOR HEALTH AWARD PROGRAM
The OFA is pleased to introduce a new parent club partnership program titled, "Champions for Health". The concept originally began in January of '05 when the OFA website featured the AKC/Eukanuba BIS winning Bloodhound, Ch. Heather's Knock On Wood. "Knotty" had not only just won one of America's most prestigious shows, but had a full complement of health certifications as well. In the following months, our website featured a number of other dogs that had significant achievements in the ring, in the field, or as producers, AND had the breed specific appropriate health clearances. We are continuing this program with a newly spotlighted dog each month.

For 2006, we are expanding the program to all CHIC participating parent clubs, with the creation of an OFA sponsored annual "Champion for Health" award. The award will

consist of an engraved silver medallion, and a \$100 donation to the AKC Canine Health Foundation in the name of the honored dog. It is intended that the award be announced and given at the club's annual awards banquet.

To participate, clubs should mail or email the requested information below to the OFA. The club should nominate from one to three dogs for each annual award, and present their nominations to the OFA for final selection. The club may determine its own method for selecting the nominations, whether by committee, or club vote. Each nomination should include a brief write-up of the dog's accomplishments as well as a record of its health certifications. Regardless of the club's selection process, it should be remembered that this is not a popularity contest and that health contributions remain the number one criteria in the selection process. The nominations must be presented to the OFA a minimum of

six weeks prior to the specialty event, in order to allow time for engraving, etc. The OFA reserves the right to withhold the award based on a lack of suitable nominees.

Since this is an annual award, I will utilize the ROM point process in conjunction with our CHIC process to determine dogs eligible to submit to OFA for the award. I'm excited about this new award and hope we have some eligible candidates. It will be pretty exciting to see borzoi photos and honors on the OFA website, speaking of which, if you haven't browsed there lately, take a look. The website has had a very pretty face lift and a lot of new search tools to coincide with the DNA registry and genetic test databases are there now as well!

Here's wishing all of you and your wonderful borzoi a beautiful spring, safe travels and good health in 2006! §

## Interview With Junior Handler Amelia Gredys

The Aristocrat

by Barbara Lord



### WHO ENCOURAGED YOUR INTEREST IN SHOWING DOGS IN JUNIORS?

My mother. She always encouraged me to watch the professional handlers in the group ring so I could learn all the little tricks. There was even a few times where I wanted to quit juniors because it was so political but she just kept encouraging me to do my best. It worked every time.

### AT WHAT AGE DID YOU START SHOWING DOGS?

I first started showing dogs in 4-H at the age of eight. My Pembroke Welsh Corgi, Teddi Bear, was my first show dog. You could probably imagine at eight years old the borzois were towering over me.

### WHY DO YOU LIKE SHOWING A BORZOI VERSUS A DIFFERENT BREED OF DOG?

One thing I like about showing them compared to other breeds is they're very graceful.

### WHAT IS THE NAME OF THE DOG YOU ARE CURRENTLY SHOWING? (OR SHOWED WHEN ELIGIBLE FOR JUNIORS?)

Ch. Jubilee Breath Of Life, CD, FCH, CGC - Neo. He was the versatility dog of the year in 2004. I like showing him because he always pays attention in the ring. He watches me and tries his hardest to please.

### DO YOU PARTICIPATE IN ANY OTHER DOG RELATED SHOWING OR SPORTS?

I do 4-H, obedience, conformation and, of

course, juniors. I would love to start doing rally obedience with Neo or Teddi also.

### WHAT ARE YOUR GOALS IN SHOWING DOGS?

Well, I've just recently reached two of my long awaited goals: to show in juniors at the Westminster and Eukanuba dog shows. But something I hope to be when I grow up is a professional handler. It's something I've always wanted to do and am really serious about. Of course, winning BIS at Westminster would be awesome!

### DO YOU HAVE ANY ADVICE FOR NEWCOMERS SHOWING OR THINKING OF SHOWING IN JUNIORS?

I think that the most important part of juniors is to have fun. If you're not having fun, why are you showing? Plus, your dog can sense what you're feeling. Chances are, if you don't like to show they won't like to either. If you're nervous, they will be too.

### WHAT HAS BEEN YOUR MOST MEMORABLE MOMENT IN SHOWING IN JUNIORS?

In September 2005 Neo and I received two back-to-back best juniors. In my class alone, there were twenty-two kids. Not to mention getting a cut in a group that Sunday. I was showing Neo for my mom since she had a stress fracture.



### IF YOU COULD RECOMMEND SOMETHING TO JUNIOR JUDGES, WHAT WOULD IT BE?

To really understand what 'showmanship' means. It shouldn't look any different than when a professional is showing a dog - you should see the dog, not the handler. But they should be judging the junior, not the dog! Also, they should understand how each breed should be shown.

### WHAT ARE YOUR INTERESTS AND HOBBIES BESIDES DOGS?

I've been playing the piano for nine years now and enjoy it very much. I sing and play the piano in my worship group at church. I am also in the youth choir.

### ANY OTHER COMMENTS YOU WOULD LIKE TO MAKE?

Yes, being able to participate in dog shows and events has taught me so much. I've learned a lot about communicating with dogs and people; I've learned to come back after losing and to come down after winning so that I can go in the ring and present the dog again; I've made many friends and many wonderful memories. I'm really thankful to have this opportunity in the sport of dogs. §

## TROPHIES • TROPHIES • TROPHIES

OLYMPIA, WASHINGTON 2006 BCOA NATIONAL SPECIALTY

### CELEBRATE THE GREAT NORTHWEST WITH A TROPHY DONATION

Go to [www.borzoiclubofamerica.org/national2006/trophies](http://www.borzoiclubofamerica.org/national2006/trophies)  
Make your selection & email: [btyoon@sbcglobal.net](mailto:btyoon@sbcglobal.net)

All checks in U.S. funds, made out to BCOA 2006 Trophy Fund, and mail to:  
Barbara Yoon, Trophy Chairman, P.O. Box 244, Stafford Springs, Ct. 06076

Visa & Mastercard accepted - send number with exp. date

Dedications & Memorials: please call: 1-860-684-2972



# BCOA 2006 National Specialty


May 20–27, 2006

Red Lion Hotel, Olympia, WA

[www.redlion.com](http://www.redlion.com)

Field Events: Argus Ranch Facility For Dogs

[www.argusranch.com](http://www.argusranch.com)



**Join us for a week of fun, festivities, and  
the finest Borzoi in North America!**

## TENTATIVE SCHEDULE OF EVENTS

Saturday –ASFA & LGRA trial; Sunday-AKC trial plus 2 JC tests – Argus Ranch  
Judges: KC Artley/Holly Hamilton/Greg Ward

Monday – Obedience/Rally –Jim Thompson, Obedience; Chris Cornell, Rally  
Monday – Futurity – Judge Pending

Tuesday – Puppy & Veteran Sweepstakes, Melanie Richards  
Tuesday Evening – Handling Seminar

Wednesday – Dog Classes – Mr. Espen Engh, Norway\*  
Health Seminar – Osteosarcoma

Thursday – Bitch Classes – Mr. Espen Engh, Norway\*  
Panel Discussion - 'State of the Breed, Where Do We Go From Here?'

Friday – Non Regular Classes, Stud, Brood, Veterans, Brace, Team – Mr. Espen Engh, Norway\*  
Luncheon/Annual Meeting; evening Art Auction

Saturday – Junior Showmanship - Sandi Frei; Best of Breed – Mr. Espen Engh, Norway\*  
Awards Banquet \*Pending AKC approval

## HEADQUARTERS & SHOW SITE

Argus Ranch Facility For Dogs on-site camping, RV parking and some rooms.

As spots/rooms are extremely limited, call for reservations ASAP (253) 333-2347.

RV Parking Hookup @ \$18 per night; Twin Beds @ \$30 per night; Queen Futons @ \$40 per night

Red Lion Hotel reservations, please call 1-800 733-5466 and state that you are with BCOA.

Room Rates: reservations before May 1, 2006 – \$80.00 single/double; \$90.00 triple/quad

On site RV Reservation thru the Host Hotel only: \$40.00/day w/power - \$30.00/day without

Please call 1-866-896-4000 only

## CONTACTS:

For additional information, to volunteer your assistance or to pledge a trophy donation:

Jan Leikam, Facility Coordinator or

360 668-0214

[waynejan1@verizon.net](mailto:waynejan1@verizon.net)

Barbara Yoon, Trophy Chair

860-684-2972

[btyoon@sbcglobal.net](mailto:btyoon@sbcglobal.net)

Obedience Chair – T & T Brandtman – [tnb@sunset.net](mailto:tnb@sunset.net)

Catalogue Advertising – Cyndi Gredys: [cq.jubilee@alltel.net](mailto:cq.jubilee@alltel.net)

Vendor Chair – Jan McMinn & Jean Patten – [revelstone@aol.com](mailto:revelstone@aol.com)

Art Auction – Irina Terra – [zabava@msn.com](mailto:zabava@msn.com)

Specialty Sales – Carol Enz – [hawikuh@cs.com](mailto:hawikuh@cs.com)

Hospitality – Patty Hull – [PattyHull@aol.com](mailto:PattyHull@aol.com) & Kathleen Kapaun  
– [qamyocopper.net](mailto:qamyocopper.net)

Check out the BCOA Website for additional information on the planned festivities:

[www.borzoiclubofamerica.org](http://www.borzoiclubofamerica.org)



## COSTUME CLASS—2006 BCOA National Specialty

The costume class has become a tradition at our national specialty each year!!

**Theme:** “American Pioneers & Exploring the West”

**Registration:** will take place at the specialty--no entry fee!

One or more handlers and one or more dogs can make up a single entry. Participating dogs are often entered in regular conformation or performance classes at the show but this is not a requirement!

**Four major prizes:** Best in Class, Most Humorous, 2 Honorable Mentions.

Every entry receives a prize for participation.

**Come join us for the fun! This is a chance for you to show off your creativity and your dog(s)' great temperaments!!**



For further information, please contact  
Maureen Bardwell, [maureen@soaringvelocity.us](mailto:maureen@soaringvelocity.us)  
or Dee Jones, [lagniappehounds@att.net](mailto:lagniappehounds@att.net)

## A CALL TO ALL ARTISTS!

Please participate in the **National Gallery and Art Auction** in Olympia, Washington during the BCOA National Specialty.  
**May 20 – 27, 2006**

- It is for a good cause
- Any media is accepted
- Borzoi is the subject matter
- Two works of art per artist limit
- Full artist donation or 50% of the proceeds to BCOA
- Art will be exhibit in the National Gallery during the Specialty

So if you are an artist or have friends who are, give some thought to submitting artwork for the 2006 BCOA Art Auction.

Our auctioneer is Pacific Northwest's Nolan Rundquist, from the PSBC.

## THIS EVENT IS ALWAYS FUN!

For more information <http://www.borzoiclubofamerica.org> or contact the Art Auction Committee: Irina Terra at [zabava@msn.com](mailto:zabava@msn.com) (360-387-1356) or Patricia Wiseman at [plw1180b@aol.com](mailto:plw1180b@aol.com).



# 2006 Specialty Sale Items

Design on all garments may be silk screened in your choice of full color or black, white and grays.

Crew Neck Sweatshirt (Full Front Design)

Sizes: S-XL: \$25; 2X-3X: \$28

Colors: Black, White, Oxford (Dark Heather Gray), Denim Blue Birch (Light Heather Gray), Light Blue, Pine Green



Tee-Shirts (Full Front Design)

Sizes: S-XL: \$15; 2X-3X: \$18

Colors: White, Black, Oxford (Dark Heather Gray), Light Blue, Metro Blue, Sage Green (Light Green), Leaf (Med. Green)

Knit Golf/Polo Shirt (Left Chest Design)


Sizes: S-XL: \$25; 2X-3X: \$28

Colors: Black, White, Oxford (Dark Heather Gray), Light Blue, Navy

Full Zipper Sweatshirt with Pockets (Left Chest Design)

Sizes: S-XL: \$35; 2X-3X: \$38

Colors: Black, Charcoal, Birch (Light Heather Gray), Navy



LIMITED EDITION PRINT - \$25

11" x 14" Full Color Print, 100 Signed & Numbered.

SPECIALTY MUGS

11 oz. Black Mug with Full Color I

Four (4) mugs - \$40

SPECIALTY CLOISONNE MEDALLION - \$10

Order form will be on the BCOA website and in the premium list:

[www.borzoiclubofamerica.org](http://www.borzoiclubofamerica.org)

Full Color Logo and Garment Colors will be displayed on the website.

**Carol Enz, Specialty Sales Chairman**  
P.O. Box 876, Ramah, NM 87321-0876  
(505) 783-4743 - Fax: (505) 783-4030  
[hawikuh@cs.com](mailto:hawikuh@cs.com)



# 2006 BCOA National Catalog Advertising Rates

The Aristocrat



<i>Black &amp; White Advertising</i>	<i>Regular</i>	<i>Discount</i>
Business Card - no photo	\$20.00	\$15.00
1/2 page with photo	\$35.00	\$30.00
1/2 page w/o photo	\$25.00	\$20.00
Full page - 1 photo	\$60.00	\$50.00
Full page - no photo	\$45.00	\$40.00
Extra Photos: 1 max. (2 total on page)	\$20.00	\$15.00

**\*\*\*Pledged ads that are prepaid to Cindi Gredys by March 15<sup>th</sup> receive discounted price\*\*\***

#### **Specifications:**

- If you are sending a camera-ready ad they need to be 4.75" wide by 8" tall.
- I can accept digital photos IF they're from AT LEAST a 3-meg camera, 300 dpi.
- If e-mailing, scanned photos must be scanned at a MINIMUM of 300dpi.
- Send ads via e-mail, CD or hard copy by U.S. Post.

**DEADLINE : April 15, 2006 ~ Note early deadline!**

Pay on 'One Stop Shopping Form' OR send payment made out to BCOA, to:

Cynthia Gredys, 2006 BCOA Specialty Catalog Chairman  
10912 156<sup>th</sup> Street - Louisville, Nebraska 68037-3302  
[cg.jubilee@alltel.net](mailto:cg.jubilee@alltel.net)

## "Mysteries of Borzoi Breed Type"

### A breeder forum discussion

Thursday evening, May 25, 2006

BCOA 2006 National Specialty Event

Moderated by Jon Steele (Auroral)

#### **Breeder Panel:**

Kalen Dumke (Nonsuch), Michelle Luckey (Kenai),  
Amy Sorbie (Kyrov), Karen Staudt-Cartabona (Majenkir),  
Patti Widdick-Neale (Sylvan).



## The Aristocrat

# Notes From Handling Clinics - Eight Days With George Alston And Bill Trainor

Submitted by Dick Blodget

**J**udge - sir, you need to take handling lessons and I recommend George Alston; he conducts training clinics around the country and is very good.

Exhibitor - you won't believe this but I have already attended two of his clinics. Left unmentioned by the disgraced klutz were the two Bill Trainor clinics also attended.

Don't be discouraged dear readers - I was a good note taker. George and Bill were professional handlers of winning legend and what they taught at their handling clinics may provide you with something, a tidbit here and a tidbit there that could from time to time be a winning edge.

As a word of introduction, I have tried to present the notes as taken with minimum editing in order to achieve the purpose of this article - to faithfully record the thoughts of George and Bill as close as possible without my editorially induced bias or error-compounding. Some duplication has been removed, not all. No doubt many mistakes and fuzzy understandings and ridiculous stuff can be found in the notes, caused by a myriad of reasons, all being the fault of an unknowing scribe. However bad this presentation is, hopefully you can get past the goofy stuff and find something useful.

### GEORGE ALSTON - TWO CLINICS

George is a very tough taskmaster and if you have a thin skin he will tear you up. He provides a great learning opportunity if you feel a need. George said that he showed his first dog when he was 8 years old and I believe that he has about 40 years of professional handling under his belt. My learning mostly resulted from my propensity to take good notes realizing that nothing much would be retained otherwise - I think Timo did better.

Much of my learning took place while driving to and from shows as I critiqued in my mind show performances and searched for improvement solutions - lots of ring time that way. Also at ring side, watching and plotting a winning strategy. When in the ring I found that it is all over, you know or you don't, you do or your don't - not much time to think about it. "Instinct", is the "notes in the head" - it needs to kick-in when the going gets tough.

### GEORGE ALSTON, SATURDAY JANUARY 22, 1994, MARLBORO, CONNECTICUT - DAY ONE.

Wear blue - first-place color, button jacket. Gum rubber soles slick on wet surface, golf shoes with rubber spikes good. Treat dog as a sensitive person, never strike or yell, talk calmly to dog. Use sensitive hands. Control head always, never drop lead. Always have dog between judge and handler, walk around

front of dog. Three feet between dogs. Do not use "I" or "My" to judge. Never speak name of dog or yourself when in ring.

Use round nylon lead and choke, or small chain choke. Long stride for Borzoi. Line up straight, not crooked line. Go to corner that allows all entries into ring. Wind up lead as you approach stop. Control head to position dog, then keep in place with lead. "Show" dog as a valuable piece of art. Level arm when gaiting. Learn best speed for best gaiting results.

Trimming ok. No surgical alteration. Practice rolling lead up and down in hand. Practice dog 5-10 minutes every day, 10 minutes maximum, make gaiting a separate practice session from setup, and do not use food (bait) as a reward, use praise only. Use bait as a tool as a quick fix only. Train to eliminate the problem. Use (find) dogs buttons to animate etc. Tickle/scratch behind Timo's ears for the go-button, he goes nice on a loose lead with lead under ears and loose side lead.

### GEORGE ALSTON, SUNDAY JANUARY 23, 1994, MARLBORO, CONNECTICUT, DAY TWO.

Do not make any turns in front of judge, or when judge is looking, looks very bad. A-framing (posting), a physical problem with dog, lack of flexibility in pastern. Pain is causing it to happen. May be either genetic, or over exercise of young dog, or calcium deposits in joint although rare. Walking dog on sand or grass will articulate front pastern joint all the way through - trotting dog lifts pastern before fully articulated. Long toe nails will cause A-framing.

Showing angulation is purpose of going (gaiting) around ring. Individual gaiting, under control in a straight line, even "side gait" under control. Never use courtesy turn - has no use - first three steps dog takes are ugly - turn is ugly. Control turn has specific use and always turn to right. Stop 6 feet in front of Judge at end of down and back. Ask if not sure where judge wants you to go.

If dog paces, change to trot by a tight right turn in front of judge, quick-pull the dog at 90 degrees. This is not a curtsy turn, it is a control turn. Also ok to do control turn if dog not going proper, turn to re-orient dog to proper gait, etc. Learn dog's buttons for up and down, know which is required depending on mood.

Hold dogs head when adjusting lead for down and back after exam. Do not move during exam except to re-set or adjust bad foot placement. Do not go to front of dog. Don't get jammed in corner. Be set-up ready for inspection before last dog examined is finished. Always fix out of place foot, feet change when you move head instead of

keeping head steady straight ahead. Keep head still and do not pull out of place, dog will not move his feet during setup if head is steady.

Bait - use as a tool only to attract dog's attention to look better. Never use as a method of showing dog. Don't feed, use large piece to flash - it will last a hundred times. Bait will not do everything, must train dog with love, not bait. Bait as a quick fix will not last very long. Always bait from the front only - to control head. Never bait from side, always face dog. Put bait in pocket and show dog that you have no bait in hands, then go around.

Baiting options - free bait if needed in judges vision field for stacking or needed for attention. Or hide it from judge by keeping your body blocking his view of baiting. Never let judge see your dog looking poor, free baiting used to keep attention and to move legs. Stack as normal and bait for expression. If a dog moves a foot, put bait away, fix foot, and go back to stack and bait. Leave room, 5 feet of room for you between dogs. When judge moves to dog put bait away in pocket and hold dog to stack. Only use stack and bait on those dogs that need erect ears for expression. Never feed dog in ring - never let him have anything to eat while in ring (don't let him eat bait, only see it).

Find your dogs buttons, what does he respond to, bait can be a button but don't use as a button, train with love, use buttons, not bait for training. Timo, scratch behind ear, his button to go. Train so that you keep animation, not a machine, showmanship, but must stand still when required.

Puppies - Parvo vaccine has not been perfected for dogs, average titer 40%, need 3-4 shots before protection is there. Puppy under 18 months should not be shown except occasional specialty, etc., train at home instead. Never train or show puppy when teething, will hurt. Puppy in boarding kennel can get Parvo. Socialize puppy with people, not dogs to prevent Parvo. Match shows are bad for Parvo, big dog jumps on little puppy judges do harm. Make dog shows fun for dog.

The harder you squeeze dogs head, muzzle, etc. the more he moves. Be slow and gentle.

Make eye contact with judge at end of class competition when judge is making pick, a timing thing, know when to do it to get judges attention - "don't you think it is a beautiful dog?" as you are presenting dog. Do on fly while running. It's presentation, anyone can handle a dog and be mechanical etc. You must present a dog.

**GEORGE ALSTON, JANUARY 21, 1995, MARLBORO, CONNECTICUT, DAY ONE.**

"Quite hand". "Invisible handler". Adaptability to conditions present and ahead. Different for class, breed, group, BIS. Train dog - first thing to do. Learning curve for dog same at 6 weeks as 6 years except teething process, never train while teething. Temperament, personality, attitude - most important to bring out in a dog. Don't go to match shows, bad tempered dogs may be there, bad for puppy and new dog.

Positive or no reinforcement but never negative reinforcement. Teach word "no" early and can be used. Positive reinforcement - find dog buttons, anything dog responds to, happy, verbal, and touching etc. Never use food as a reward - unreliable. Ears tell you if you have dog's attention, not eye contact. Food is not baiting. Baiting is not using food as a reward. Food will screw up dogs gait, will be looking up at you instead of ahead. Do not do as in obedience, let dog use eye contact to know what to do in conformation. Never combine stack and gait training in the same lesson when training, transition is difficult for dog to understand. Gradually bring the two together when dog begins to master each.

Don't have dog hold his post very long, will get to hate situation. Never practice at home once dog has learned, only practice what you or dog does not do well once initial training done, fine tuning is done in ring or outside ring at dog shows. Make dog bored if over practice. Should not play with dog before you go into ring, dog will think good time stops when you go in ring. Playtime is in ring in his mind, you want dog to have fun in ring. Practice what you don't do well, not what dog knows. Play in the ring, ignore outside of ring, this "training" will pay off in time, not first few times but in time as dog comes under control slowly. Dog and master must have fun in ring, be happy in ring. Dog will live for going to shows and to get in ring. Must teach them to have fun.

Adrenalin - when handler goes under pressure a defense mechanism comes out in breath, an odor dog acts unfavorably to, comes out in ring, going from classes for example into group or at cut handler gets nervous. Use breath mints, they mask adrenalin. Also adrenalin causes speed increase, everything you do you do quickly, you do not have quiet hands, when you make cut put yourself into half speed mode, go half speed in BIS ring, actually you end up at normal speed. Strength increases dramatically from adrenalin, you don't realize what you are doing to dog.

Books to read: *The Dog in Action*, McDowell Lyon - very good. *Dogsteps*, Elliott. *Psycho-Cybernetics*, Maltz. *Winning Through Intimidation*, Ringer (teaches you how to go on to next task with enthusiasm, how can I do better not why I was beaten) [has to do with real estate]. *The Forsyth*

*Guide to Successful Dog Showing*, Robert Forsyth. *The Winning Edge*, George Alston [good book where you can read-all-about-it].

Mental exercises - practice in your mind. Ten minutes a day, close eyes and go through motions showing, put yourself in every adverse situation that happens and how you cope with it, and solve problem mentally. Will allow you to react in ring. Then do on a positive note, how you want to present your dog, go through positive parts. Must show dog positively not reactionary - you will lose, must act, not react. Don't react if it is too apparent, act positive to present dog well - have a plan and act on dog to get him to perform a certain way. React to your dog only after you have acted and put your plan into effect.

This will solve every single problem of showing dogs, the one major secret, control of the dogs head, physically and mentally will solve every problem. The lead - for the dog the handler must learn how to control the lead properly. Forearm level with the ground provides control. Walk and run properly, don't bob. Don't lock arm to body. Learn to roll lead up and down in hand while gaing, proper lead control. A longer lead provides more flexibility with what you can do with dog.

Baiting breeds vs. non-baiting breeds, and hard stacked vs. baited stack. Baiting is easier than teaching hard stack. Some English judges want free baited dog. In USA, hard stack is rule, will do better in USA with hard stacking dog. Baiting is a tool to enhance dog. How you control the head is only difference in stacking methods. Use lead is one way, use free hand to adjust head not lead hand, hold in position with lead hand. Never pick up and drop dog, will have to fix feet. Keep lead rolled up in hand.

Stacking - one method. First, left hand to left elbow. Change hands, then right elbow. Hind quarters with hand closest rear. Front legs position vertical. Stand to adjust legs and feet. Always use free hand not lead hand to adjust head. Hold lead close (1" or less) to head to control head. Rear pastern slightly wider than hips, all breeds. Ok to let dog to look at judge if it wants to. No such thing as correct, adjust to dog's best presentation. Just adjust, not correction.

Stacking - another method. Use hands to control - sporting dogs and some hound breeds. These breeds, neck and shoulder combination is most important, best neck and shoulder combination with hands can do better than lead, better than lead to control head. Drop lead on ground and do with hands to control head. Don't do both hand and lead control, hard to do is only thing wrong with it.

Use common sense when praising dog, do only when desirable, not otherwise, or bad habits will develop. Praise only when acceptable activity, never when unacceptable, such as when lying down. Never pass

## The Aristocrat




a dog in ring. Don't turn your dog in circle. Don't go face to face with other dog. This may cause contact you do not want. Use hand to move, keeping dog ahead.

Don't stare at judge, look at dog. Don't plead-look at judge. Judges don't like eye contact, glance when needed for direction. Don't go catty-corner to corner, one way or other. Bring dog into ring slow consistent trot, don't walk - run - walk. Start stacking immediately, do not let judge see stacking. Don't stack kitty-corner, you can get boxed-in. Don't wire dog first when going into ring because first thing will be a stack. Yo -- Slo, the pace at which it is said controls speed of dog. Talk slow and move slow and dog will go slow. Cadence of dog is determined by cadence of speech and actions.

Roll lead up in hand to have lead at neck to control head at stop when going into ring. Come to slow stop. Lead in left hand, right hand under chin. When going to gait, keep dog under control, keep stacked while fixing lead to gait - will never look bad that way. First four people behind you ready before you go. Is everybody ready? Judges hand out to stop generally means stop at corner that you are approaching. Stop in correct position, save spot for person that goofs following judges instructions. Never pass in ring, bad sportsmanship and could cause dog fight. Use long relaxed strides.

Ask or pay for advice - free unsolicited advice not usually good, they aren't winners usually and are self proclaimed experts. Any good professional handler will help owner handlers if asked. Look who is in BIS rings, have clean cars, and take good care of dogs. Ask at appropriate time not at critical and stressful point in day. Wait until handler settled, having coffee. Be specific on question, not general, difficult problem you are having, be specific and they will try to help you. You need to know your problem before you are willing to accept answer, be careful who you learn from, qualify all information.

Politics involved in everything in life. The less knowledge involved the more politics is involved, judge does not know enough to pick best dog, will pick best known handler or breeder to be safe. Something that is not really politics - professional always wins not true, professional can do it better and probably not make a mistake, professional will not usually make mistakes. Job is to set up perfect, more perfect, not have any mistakes. Judge will give to that person assuming dogs all about same which is probably the case in Group and BIS. Pay attention at shows to learn, don't gab. Judge assumes that what he sees is the best that the dog can do, the best that the handler can get out of the dog. 



## The Aristocrat

A paw out of place indicates to judge a fault, he can not assume otherwise. How would he know different? Includes temperament, personality, trimming, gaiting, etc.

Dress - you have to dress like professional, button jackets and use tie tack so no flopping. No sun glasses at shows, judges do not like them. No hats, inappropriate for gentleman with lady in ring. Some do but will cost wins. Two materials bad to wear - corduroy and heavy denim, will make noise and distract your dog. Gum rubber when wet is dangerous, will slip. Spikeless golf shoes, rubber nubs will work well, not slip. Will work on mats.

Etiquette - use golden rule. Don't lower to somebody's bad level. Good sportsmanship will win the most. Should be a fun sport, for dogs and master. Never use "I" or "My" with Judge, that is trying to influence and judge will cut off conversation. Judge will like to discuss things but can not appear that influence is being attempted.

Show your dog like it is the greatest most exquisite specimen of breed. Your hands, your posturing, etc. An important mental attitude transfers to dog. Be careful, not rough handling. Treat dog like something special, do not push around, they gain confidence in themselves. Judge will look upon your dog differently, will handle your dog differently - as a special item.

**GEORGE ALSTON, SUNDAY, JANUARY 22, 1995, MARLBORO, CONNECTICUT, DAY TWO.**

Always trot dog into ring, let dog ahead go ahead for enough to do it. Slow to medium trot on dog, what looks best. Wait until others in ring then gait dog across floor to your position, looks very good. Very important in Group and BIS. All breeds should move same (except Min Pin). Triangle front and rear equal most smooth gait.

Philosophy for gaiting and examination, only time one-on-one with judge. Otherwise being compared with other dogs. Your chance to sell your dog to judge. Take your time, do not rush through it. Make believe \$100,000 sale in balance - doing with hands not mouth. Never use a courtesy turn because the first three steps are ugly and giving dog multiple commands as to direction. A control turn is different and is ok. Start gaiting at point of takeoff, you don't step (slow creepy start). A big dog you start running at take off point.

L-pattern, across with dog in front is best but means you have to change hands. Let dog decide which way he likes to turn at end of L and on corner on way back. Make L pattern with dog always on judges side if you can master the changes required to do

so. Good to show a dog with a good front. Otherwise cross with dog in front to avoid a mess at turns and change of lead-hand. On doing L if dog shows better not switching hands, don't switch hands unless instructed to do so by judge.

Triangle pattern with big dog make right turn loop at far corner, small dog make smooth left turn. Always turn dog to outside whenever possible to keep dog from getting ring wise. If you do it to inside dog will start cutting corners and you loose control for odd patterns when required. Gaiting and down and back - whole idea is to get first three steps in without judge seeing them because they look ugly. Arm full extended with loose lead worked best for Timo.

Judge says "thank you", gait to end of line direct. Judge says "go around", gait around to end. Always look and know last person in line so you can be stacked when last dog finished. Always watch procedure that first person does. Judge will only tell first person often and then make motion only. Always do what judge says (except never make dog look bad).

The reason you walk in front of dog is to keep control, when you walk behind dog it could lunge ahead and you would not have control. Say "may I be excused" to judge if judge bad with dog, etc. If too hot don't show, put dog first. Ask ring steward to ask judge to be excused. If emergency walk out regardless of judge's decision to give permission. Bench-show hearing, go to chairman of committee, you have 7 days to do it.

No pressure on the lead is best in all circumstances. The further away the dog is from your body the better it will look - dog will stand out and the less you will confuse your dog and the freer the both will be in movements. Go gently, slow hands on L and triangle and down and backs. Slowly moving gives judge time to see dog - make dog look best. Stand, walk, trot, run erect not bent. Bad habit putting lead around neck - lose control.

If you call dog by name in ring and judge hears it he is required to dismiss dog. Also handler's name. Do not wear pin with initials or name. This goes for call name of dog, cannot do. Cannot wear regional pin, only national pin. A competitor can request that your dog be disqualified.

Each side of ring is a segment, any path can be a segment, mistake made in segment, if you have gone more than 10 feet can't go back, just get under control. One do-over only allowed if less than 10, feet and can then only go back once.

Control-turn, to break dog from pace to trot. In group or BIS used when clear area in front of judge and you want to show off dog in a sweeping circle on a long lead. To give dog severe correction without judge seeing when in front of judge, make eye contact and do it. One and a half minutes average per dog, allowed 2 minutes total. Dog must

be perfect and judge does not want to watch you stack. The less motion possible is better, hand and foot of handler movement is chance that dog will move, less is better. Use index finger under choke collar, handler toes 6" away from front feet of dog, hand under chin, do not move when judge goes around.

Showing bite - use lead to control head, point nose toward judges eyes, lift lip with lead hand, use fingers to spread sides of mouth - be gentle, mouth and lips are most tender part. Practice at home so dog conditioned to having bite shown. If using hands to control head can take lead off and put loop down on floor. Two fingers behind head, then go to front with ears over eyes. (Borzo folks know that this will cost them the breed :>) Don't change from lead control to hand control of head during inspection, when dog feels lead control off may move out of position.

Can change handlers in ring up until last dog has been examined and gaited, not permitted to have a handler change after that. Judge can always move dog late in game, or re-move. Can change handlers outside of ring. Goes class by class. Request of steward and steward has to ask judge, or inform judge and get permission. Single dog can be taken out of order if single dog in breed, in same time slot. If two can't swap order.

Baiting is to get dogs attention, do not feed to dog, just a tool to get attention to enhance appearance. Too lazy to train dog, person will bait. Bait is least important of all tools. Baiting used to get attention and control head, feet will move. Ok to have extended leg (proper) on side of judge, other leg not important. Always bait from the front.

Use bait gaiting back to judge, then show dog that you have none and then go around. Never run with bait in hand. Bait when in line, free bait while waiting in line. Hide dog if not looking good, tired etc. while waiting. Never let judge see dog grooming. Hide dog from judge when grooming done in ring. Never let judge see your dog looking poorly in ring. When you go on up and back and stop for judge for expression etc., stand in front and to one side so you can check position of feet front and back.

Stacking and bait, if dog over reacts or you don't have control of dog don't bait. Baiting ok for erect ear breeds or semi-erect ears. Never give a dog bait to eat in the ring. Otherwise dog will be looking for a feeding in ring on go-around and will be looking upward. Expression, bait for expression. As judge approaches move from near front to a more side position as judge walks up to dog. Bring bait up to handlers mouth shows dog "I'm going to eat it", gets more attention.

Anything that gets dogs attention is bait, not just food. Toy, voice, noise, etc. As long as it does not distract others in ring. Not squeaky toys or squeakers, not permissible because will disturb other dogs. Professional handler shows bait to dog upon meeting to

get instant gratification, or get gratification instantly in ring if dogs attention is being lost because of other influences. A dog taught to play catch can be made to look like it is baiting when it is catching.

Control with head, head to right, left front foot will move. Train dog with love, they will do anything. If jerked around they will only take so long and then be resistant. On down and back to correct front feet in front of judge move head to adjust feet, or bait. Remember to end up straight on if not baiting, and at a slight angle from the judge if baiting so that handler is standing direct in front of dog and judge can still see all of dog.

Do not rub hand over dog to point out "good points" etc. This is an affront to most judges - judge that is any good will not want that done. Do not try to hide weak points, again a good judge will notice the effort, be upset, and just assume your dog has weak points without even trying to check them out for him/her self. Don't try to re-enforce points such as pushing up belly or tuck-up - judge will notice un-natural stance that results and assume something wrong with dog. Best to let chips fall where they will and judge least likely to notice faults as faults.

Most judges resent eye contact as "pleading" so avoid it except at end to receive decision. Watch judge out of corner of eye and watch his/her feet with peripheral vision, that way you are looking at your dog, the subject of your and hopefully his admiration.

Always have your dog looking good even when relaxing, that is never have your dog looking bad, does not require hard stacking etc., just do not let judge see dog looking bad. Do grooming so judge can not see, judge will get impression that your dog has a good coat and confirmation if he does not have to or get to see you grooming.

Learn to position front feet by head movement (control), this is a must on down and back expression check, etc. Don't try to set feet at that time except by head control. Stop short allowing yourself room to move toward judge one or two steps if required to get front feet set good (or rear if required to untangle).

This is the end of the George Alston notes. A couple of things that did not get into my notes that George emphasized are worth mentioning - talk a lot to your dog, giving instructions and praise, and of course the lead is a "wire" of communication to the dog so learn how to handle it properly. George also warned about over-conditioning dog developing muscles that would throw dog out of "balance". Tread mill work and running on pavement can do that. Running dog beside car or bicycle will cause lop-sided effect that can be noticed in the ring.

And - just a few puff words as an afterlog. Note taking gave my memory cells an over-charge for a short time. George takes great pride at the end of the clinic by awarding a

blue ribbon to the most improved member of his class - improvement is what he looks for. I began in the clinic with a great advantage having first impressed George with a zero performance. At the end my notes were emblazoned in my brain, and Timo - he knew.

The final exercise for the class was to be drilled by George acting as judge giving a slew of orders to be followed until a failure occurred, kind of a musical chairs thing to determine the last left in ring. With Timo being the big dog we were in the lead with the class following. Brain voltage flushed out my notes as needed and doggie did his job. Try as he could George could not induce an error in anyone, the class following the leader. After exhausting himself George gave up and awarded me the blue ribbon. Yes this is a puff story but it shows what can be accomplished if you can have a brain flash in the ring and there are some notes up there, and doggie knows. Good things can happen - the winning edge.

#### **BILL TRAINOR - TWO CLINICS**

Bill ran an easy-going clinic in contrast to George, and as you will see his teachings conflict with George's in some areas. Bill at the time had under his belt over 40 years of showing with a hundred or more shows a year. Twice he won BIS at Westminster I believe.

Many of my notes result from careful listening as Bill was instructing others. I had great opportunity in this regard at his second seminar - where dog and I having early-on achieved persona-non-gratis status with Bill. I would not allow Timo to be baited so that sidelined us for many floor training sessions. Our status was sealed when I continuously refused to discipline Timo in response to Bills many efforts to teach me how to get control of my happy silly acting dog - obviously an affront to Bill.

The lodge where the training was held and where we were staying on Martha's Vineyard was on the edge of a beautiful golf course that ran along the sea. Moonlight nights Timo and I would run like the wind over the fairways and greens and along the shore with the wind in our faces. This really got doggie all wound up for the next day and in his opinion the whole thing was a fun event. And much to his delight there was another Borzoi in the class, a girl to eyeball and show-off for plus the folks that seemed to enjoy his performance more than Bill did.

In my opinion this is a priceless quality that nothing could induce me to alter, never ever. No doubt it cost us a lot of wins over the years - and gained us a lot of wins, probably evened out - depends on the judge. I would never sacrifice the doggie happiness that made our showing such a rewarding experience over the ten years we showed Timo. Believe me, it's worth it over the years and in the memories that follow.

Professional handler Phyllis Wright was

## The Aristocrat



assisting Bill and, standing in the doorway of an adjacent room, she would motion to me to come with her. Phyllis gave us some "private" lessons in the other room out of Bill's sight. First she said - give him to me and she took Timo for a few exercises and returned saying "he knows what to do, the problem is with you". Phyllis bless her soul has been a great friend and has taught me to have a lot of respect for professional handlers. Many other professional handlers have willingly and without pay helped me over the years, and also being tough competitors in the ring.

Another puff story before we get to the serious notes. After the seminar with Bill, which ended April 19th, we got a group II April 27th, a group I May 25th, and a BIS July 25th. Thank God for a happy dog who could act both happy and perform serious stuff when he wanted to. This made showing more exciting - wondering what he would do and when.


#### **BILL TRAINOR, SATURDAY APRIL 29, 1994, MARTHA'S VINEYARD, MASSACHUSETTS, FIRST DAY.**

In the pre-clinic package that Bill supplied was a breed standard that you were expected to study as homework before the clinic began. First off he gave each person a tough test to determine knowledge of the standard emphasizing the importance of knowing the standard for the breed you are showing.

Bait - Rollover Oink is good, it comes in a roll. Liver cooked 16 minutes in boiling water, into baggies into freezer. Do not feed dog morning of show, makes him hungry. [Author's editorial comment - I think that this would be terrible treatment of your dog and un-necessary with proper conditioning of doggie's mind]

Right hand under loop collar, use left hand, pat, hold up head to keep front as set. Hold hand on hock for a moment after placed to let him know it is to stay where placed. Run hand over top line to show judge good points. Know what you are going to do before you do it. Keep track of where judge is. Enhance the best and hide the rest. Lead behind ears - a pressure point. Fingers over snout, thumb in groove under jaw to bring head under control (when needed).

Salesman of dog to judge. Most judges do not search for faults. Most aren't fault finders, only if they see it or you show it in your presentation. Use right hand as signal, flat and vertical, to guide or warn dog of turns - he will learn it. Stop further in front of Judge to allow set up of front feet, too close judge can't see front end, if crossed feet take another step, there will be room to do it.

Up and back or any movement, first 



## The Aristocrat

make dog happy, get dog's attention before moving. Older judges may use a tee pattern. Always observe judges pattern etc. so when you go in the ring, know his methods - a must. To cure someone from behind run-up to disrupt you, or they pound when running - get behind them in line or go the end of the line. Or, you remain a gentleman and say would you mind backing off, or turning around telling them, or let them pass. Or, you stop until the judge comes over and tell judge you can't show with rear dog running up on you - let judge decide.

Slow down on up and back early to walk dog to stop always in front of judge. Important with big dog. Make sure to teach dog to accept collar behind ears, necessary for correction when needed. Side lead for speed, slip below for low side lead.

**BILL TRAINOR, SUNDAY APRIL 30, 1994,  
MARTHA'S VINEYARD, MASSACHUSETTS, DAY TWO.**

Get dog's attention and hype. Start off slow and increase speed to full gait speed on down and back. Put wet towel on top of hot table in summer, feel to check. Skin-So-Soft from Avon can be used for oiling skin and deters insects.

Bill to me: with Timo "what you see is what you get". You have been putting rear legs back too far, should set up from front using head only. Good front end. Brush stifle hair forward. Move up to where last dog was immediately when dog starts on up and back. Always give yourself maximum time to set up and look good. Put finger or thumb in groove under jaw - not fingers under jaw and disfigure the face. The more you get dog to do on its own the less it will fight you. Set up front of dog by moving its head if you can, dog will learn to set himself up when reaching a stop.

Must leave nerves outside of ring or you will blow it in BIS. Judge will not look at small things - will look at show/soundness, will assume group judge put best representative of breed into ring.

Mrs. (Elizabeth F.) Trainor, V.M.D. presented a paper titled Current Concepts in Breeding Management. Her presentation was excellent - I listened attentively but took no notes.

**BILL TRAINOR, SATURDAY APRIL 16, 1997,  
MARTHA'S VINEYARD, MASSACHUSETTS, DAY ONE.**

Conditioning often the edge in highly competitive situation. Emotionally ready, handler must be calm, not upset or will transmit to dog in ring.

Trainor philosophy - making of a show dog. Born plus made. Start training very early. Puppies must be trained from beginning. At age of 7 and 8 weeks best bonding occurs. Hound breeds very stubborn.

Grooming starts early. Forceful but kind. "Money in bank" work done with early age of puppy. Table train, will want to put on grooming table or vet table. Use reverse psychology, push and dog will resist into what you want when setting puppy on table.

Twenty five dogs per hour normal, thirty five per hour too fast for proper judging.

Scaling of teeth, clean teeth and ears. Towel wet on sticking-up hair, tie under neck and tummy, 4 or 5 hours, keep coat flat. Cholesterol used to cover coat (treat) for week to protect hair from breaking. Oiled during week, done at start of show.

Bait - beef or liver, not chicken etc, too soft. Boil to rubber, rinse in cold water, freeze, baggie to show. Don't have dog chewing on liver when judge wants to see dog. Attention getter only - for expression.

Motion of neck controls front. Hold neck away from front foot you want to set. Keep lead when not using rolled up in hand. Finger under chin to control - shake - "stay" - or pressure to remind dog.

Who is judge paying attention to - your dog? Or if another dog, learn that dog's faults so that your dog can emphasize its best points against the competition weakness. Wet and flatten coat with towel before going into ring were hair a problem.

Dress code - do it right. Dog must be exercised. Movement - extension, you must see how your dog does, go at his best speed. Determine and then use in ring. In big class keep dog comfortable, do not wear him out prior to getting to judge. After lunch judges get crotchety if you don't know pattern etc. Watch and get judges pattern before hand, know everything so that you don't have to be told by judge.

On presentation from up/back, judge looking at front - walk dog into what you want. With a good front, make sure you don't crowd judge, give him room to see. Sell your dog. Use voice commands. Adjust to bring out best, use best method to get results. Practice. Con job on critter, get what you want.

Keep dog's head steady on up and back, movement of head will cause weaving of dog. Use loose lead, but short lead if problem. Praise is like liver but be careful - too happy if over use of it. Don't jump start big

dog, start slow and go, tell dog to go slow or fast. Don't bring attention to fault trying to correct on presentation, judge may not have seen it, hide it somehow.

Bellow a correction to dog to get their attention to stop habit. Some judges into expression on presentation. If judge doing something to get dogs attention, let judge do it, keep from interfering. Always check out path you are going to travel before hand to see where at - plot best course to present dog best.

Handler stand away from dog on presentation so judge can get a good look at dog. On setup, pick your ground for best setup for dog (unless judge insists on one location). Handler - smooth ballet type stride will offend judge - a smooth picture of handler will give smooth appearance to team and dog. Use slow graceful motions, hands, body, limbs, etc. to give picture of grace, harmony, etc. to judge.

Collar as close to ears/throat for maximum control (if needed to correct), otherwise does not matter. Don't be afraid of sounding like idiot yourself, do what it takes to get dog to look good voice corresponding with dog. Watch judge ahead of ring time to see how he looks at dogs, to exhibit your dog to best advantage, give judge just what he wants to see.

Stacking - get into position and stack you dog ASAP, better for judge to turn and see stack. Make loop with lead to hold head in position. First at ease with lead under throat, loop with fingers in loop, hold head in position. Change hands to do rear after doing front first. Walk into stack as often as possible. Straighten head by grabbing muzzle close and tight and with "stay" command. When reaching under dog to stack rear legs scratch belly for loosening up dog if needed. Rear legs, don't let get too far back will lose topline and loose angulation. Condition dog to various persons, funny glasses and hats, fat, tall.

We have reached the end of two beautiful days and nights for Timo and me on a beautiful island meeting great folks and doggies and a pleasant ferry ride across the sea to home - and now I am getting melancholy - been happening a lot this past year. §

## ARCHIVES

**A grateful Thank You for the recent donations  
to the BCOA Archives:**

**Chris & Patti Neale—Aristocrats  
Don & Lee Kemp—Silver Belt Buckle from the  
1986 National Specialty**